



# ART

At Northwood  
Primary School




## Sketching

Year 1



Year 2



Year 3



Year 4



Year 5



Year 6



## Painting



## SCULPTURE





# Year 1 - Sketching

- **Theme:** Self portrait
- **Key Artist:** Gustav Klimt
- **Skills Developed:** line work, proportion
- **Tools:** 2H Sketch pencils. A range of tissue paper to create a background for their line work sketch.








# Year 2 - Sketching

- **Theme:** Flowers
- **Key Artist:** Shaun Tan
- **Skills Developed:** Sketching using shade and light
- **Tools:** 2H pencil and 6B sketch pencil.





# Year 3 - Sketching



- **Theme:** Fruit bowl perspective art
- **Key Artist:** J D Hillberry
- **Skills Developed:** Sketching using shade and light focusing on perspective of a fruit bowl and positioning of light depending on where they are sitting.
- **Tools:** 2H pencil, HB pencil and 6B sketch pencil.





# Year 4 - Sketching

- **Theme:** Landscape perspective art with a focus on background and foreground.
- **Key Artist:** Robert Longo
- **Skills Developed:** Sketching using shade and light focusing on background and foreground to create depth.
- **Tools:** Sketch pencils: 2H, HB, 6B and charcoal.







# Year 5 - Sketching

- **Theme:** Animal features
- **Key Artist:** Henri Rousseau
- **Skills Developed :** Sketching skills with increased precision. Adding colour to create shade/ light and texture.
- **Tools:** Sketch pencils: 2H 2B HB, 6B and coloured pencils and chalks (children may not need all sketch pencils but give them the option to choose from)





# Year 6 - Sketching

- **Theme:** Self portrait
- **Key Artist:** Kelvin Okafor
- **Skills Developed:** Adding shade and light with increased detail. Blending/ layering different medium to create texture.
- **Tools:** Sketch pencils: All 6 sketch pencils, chalk, charcoal and oil pastels (children may not need all sketch pencils but give them the option to choose from).








# Year 1 Painting

- **Theme:** Shape
- **Key Artist:** Wassili Kandinski
- **Skills Developed:** Colour mixing secondary colours
- **Tools:** Medium brushes and water-based paints





# Year 2 Painting

- **Theme:** Pattern/ colour blending
- **Key Artist:** Martin Bulinya
- **Skills Developed:** Blending background using warm colours. Wax resist to create pattern on people's outfits and sketch/paint people's bodies.
- **Tools:** Water based colours, sponges, brushes, Sketch pencils.








# Year 3 Painting

- **Theme:** Pattern - Rainforest art
- **Key Artist:** Nixiwaka Yawanawá
- **Skills Developed:** Colour mixing and artist inspired pattern/ secondary/ tertiary
- **Tools:** Water based paint, different thickness of brushes to create detail.









# Year 4 Painting

- **Theme:** Increasing detail using pattern
  - **Key Artist:** Beatriz Milhazes
- **Skills Developed:** detailed shape, pattern and contrasting mixed colours
  - **Tools:** Paint, a variety of brushes





# Year 5 Painting



- **Theme:** Landscape
- **Key Artist:** Claude Monet
- **Skills Developed:** Mixing muted colours, small brush stroke technique, blending, creating silhouette.
- **Tools:** 3 primary colours, black/white paint, fine brushes








# Year 6 Painting

- **Theme:** Landscape and pattern
- **Key Artist:** Vincent Van Gogh
- **Skills Developed:** Detailed/precise brush strokes using tertiary colours with a focus on contrasting colours. Light/ dark, warm/ cool, Bright/ dull
- **Tools:** precise brushes, paint







# YEAR 1 SCULPTURE

- **Theme:** Paper Sculpture
- **Key Artist:** Michael Bolus
- **Skills Developed:** Paper sculpting techniques including folding, twirling, bending, twisting, fanning, curling etc.
- **Tools:** Coloured and Wrapping paper cut into various sizes and shapes.





# YEAR 2 SCULPTURE

- **Theme:** Modroc Figurines
- **Key Artist:** Sean Henry
- **Skills Developed:** Using pipe cleaners to create simple bends, curls, twists, curves and sculpting with Modroc Plaster Bandages
- **Tools:** Pipe cleaners, Tin foil, ModRoc plaster bandages, Metallic paint





# YEAR 3 SCULPTURE

- **Theme:** 2D to 3D Cardboard Balancing Sculptures
- **Key Artist:** Ben Nicholson
- **Skills Developed:** Cutting out simple shapes, block/pattern painting, balancing sculptures, creative thinking/problem solving.
- **Tools:** Metal ruler, Stanley knives, cutting boards, pliers, string, wire, scissors, paints.







# YEAR 4 SCULPTURE

- **Theme:** Foam Birds and Modroc Eggs
- **Key Artists:** Cathy Miles and Diana Beltran-Herrera
- **Skills Developed:** Cutting foam shapes, using various drawing materials, creating collages, sculpting with various materials.
- **Tools:** Foam board, paper, glue, Modroc, newspaper, drawing materials, scissors





# YEAR 5 SCULPTURE

- **Theme:** Clay Tessellation
- **Key Artists:** M. C. Escher, William Morris and Henry Moore
- **Skills Developed:** Clay sculpting, creating patterns and tessellations, observational drawing, rubbing and tracing, painting
- **Tools:** Clay, acrylic paint, PVA glue, thin paper, coloured pencils





# YEAR 6 SCULPTURE

- **Theme:** Modroc Memory Pots
- **Key Artists:** Clarice Cliff
- **Skills Developed:** Constructing multi-part pots, cutting shapes, drawing and colouring patterns, sculpting with modroc.
- **Tools:** Modroc, balloons, scissors, tissue paper, oil pastels, graphite, PVA glue

